


**IN THE MATTER OF THE ROYAL COMMISSION  
INTO FAMILY VIOLENCE**


**ATTACHMENT TH6 TO STATEMENT OF SUPERINTENDENT TIMOTHY JOHN HANSEN**

Date of document: 9 July 2015  
Filed on behalf of: State of Victoria  
Prepared by:  
Victorian Government Solicitor's Office  
Level 33  
80 Collins Street  
Melbourne VIC 3000



This is the attachment marked "TH6" produced and shown to **TIMOTHY JOHN HANSEN** at the time of signing his Statement on 9 July 2015.

Before me: ... ..



**An Australian Legal Practitioner within  
the meaning of the Legal Profession Uniform Law (Victoria)**

CRIME  
STATISTICS  
AGENCY

## Contents

Table 1 Number of other parties involved in family incidents, alcohol and drug involvement<sup>1</sup>, Apr 2010 to Mar 2015

Table 2 Number of affected family members involved in family incidents, alcohol and drug involvement<sup>1</sup>, Apr 2010 to Mar 2015

## Notes:

Recorded crime statistics are based on data extracted by Victoria police on the 18th day after the reference period, and are subject to movement between releases. For more information about how statistics are compiled, refer to the Explanatory notes on the CSA website.

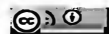
Offences presented in the data tables are grouped according to the CSA offence classification. For more information about the types of offences included in each category, refer to the classification on the CSA website.

When reporting CSA data you must attribute the Crime Statistics Agency (or CSA) as the source.

If you wish to obtain a quote or comment in relation to crime statistics from the CSA or Chief Statistician, please phone 03 8684 1808 or email [info@crimestatistics.vic.gov.au](mailto:info@crimestatistics.vic.gov.au).

For information or comments regarding Victoria Police operations or initiatives, please contact the Victoria Police media unit on 03 9247 5205 or via [policemedia@police.vic.gov.au](mailto:policemedia@police.vic.gov.au).

For media enquiries relating to the Department of Justice & Regulation, please call 03 8684 0313.



This work is licenced under a Creative Commons Attribution 4.0 International License. When reporting CSA data you must attribute the Crime Statistics Agency (or CSA) as the source.

Table 1. Number of other parties involved in family incidents, alcohol and drug involvement<sup>1</sup>, Apr 2010 to Mar 2015

	Apr 2010 to Mar 2011		Apr 2011 to Mar 2012		Apr 2012 to Mar 2013		Apr 2013 to Mar 2014		Apr 2014 to Mar 2015	
	Number	%	Number	%	Number	%	Number	%	Number	%
<b>Alcohol involved<sup>1</sup></b>										
Alcohol definite	9,734	24.8%	10,661	22.7%	11,894	20.2%	12,490	19.5%	12,705	18.3%
Alcohol possible	6,233	15.9%	8,187	17.4%	10,485	17.8%	10,313	16.1%	11,034	15.9%
<i>Subtotal: Alcohol definite and/or poss</i>	<i>15,967</i>	<i>40.8%</i>	<i>18,848</i>	<i>40.1%</i>	<i>22,379</i>	<i>38.0%</i>	<i>22,803</i>	<i>35.5%</i>	<i>23,739</i>	<i>34.2%</i>
<b>Drugs involved<sup>1</sup></b>										
Drugs definite	1,986	5.1%	2,848	6.1%	4,175	7.1%	5,508	8.6%	6,732	9.7%
Drugs possible	6,708	17.1%	8,974	19.1%	11,714	19.9%	12,930	20.1%	14,681	21.1%
<i>Subtotal: Drugs definite and/or possib</i>	<i>8,694</i>	<i>22.2%</i>	<i>11,822</i>	<i>25.2%</i>	<i>15,889</i>	<i>27.0%</i>	<i>18,438</i>	<i>28.7%</i>	<i>21,413</i>	<i>30.8%</i>
<b>Total number of Other Parties involved</b>	<b>39175</b>	<b>100.0%</b>	<b>46994</b>	<b>100.0%</b>	<b>58873</b>	<b>100.0%</b>	<b>64194</b>	<b>100.0%</b>	<b>69446</b>	<b>100.0%</b>

Data extracted from LEAP on 18th April 2015 and subject to variation.

Note.

<sup>1</sup> The alcohol and drug flags on the L17 form are not mutually exclusive categories, meaning some alcohol and drug involvements may be counted multiple times across multiple categories

Recorded crime statistics are based on data extracted by Victoria police on the 18th day after the reference period, and are subject to movement between releases. For more information about how statistics are compiled, refer to the Explanatory notes on the CSA website

Offences presented in the data tables are grouped according to the CSA offence classification. For more information about the types of offences included in each category, refer to the classification on the CSA website.

If you wish to obtain a quote or comment in relation to crime statistics from the CSA or Chief Statistician, please phone 03 8684 1808 or email [info@crimestatistics.vic.gov.au](mailto:info@crimestatistics.vic.gov.au).

For information or comments regarding Victoria Police operations or initiatives, please contact the Victoria Police media unit on 03 9247 5205 or via [policemedi@police.vic.gov.au](mailto:policemedi@police.vic.gov.au).

For media enquiries relating to the Department of Justice & Regulation, please call 03 8684 0313.

This work is licenced under a Creative Commons Attribution 4.0 International License. When reporting CSA data you must attribute the Crime Statistics Agency (or CSA) as the source.



Table 2. Number of affected family members involved in family incidents, alcohol and drug involvement<sup>1</sup>, Apr 2010 to Mar 2015

	Apr 2010 to Mar 2011		Apr 2011 to Mar 2012		Apr 2012 to Mar 2013		Apr 2013 to Mar 2014		Apr 2014 to Mar 2015	
	Number	%	Number	%	Number	%	Number	%	Number	%
<b>Alcohol involved<sup>1</sup></b>										
Alcohol definite	6,059	15.5%	6,316	13.4%	6,686	11.4%	7,156	11.1%	6,670	9.6%
Alcohol possible	5,382	13.7%	6,867	14.6%	8,258	14.0%	7,228	11.3%	7,414	10.7%
<i>Subtotal: Alcohol definite and/or possible</i>	<i>11,441</i>	<i>29.2%</i>	<i>13,183</i>	<i>28.1%</i>	<i>14,944</i>	<i>25.4%</i>	<i>14,384</i>	<i>22.4%</i>	<i>14,084</i>	<i>20.3%</i>
<b>Drugs involved<sup>1</sup></b>										
Drugs definite	740	1.9%	1,014	2.2%	1,405	2.4%	2,124	3.3%	2,423	3.5%
Drugs possible	4,127	10.5%	5,263	11.2%	6,900	11.7%	7,766	12.1%	8,279	11.9%
<i>Subtotal: Drugs definite and/or possible</i>	<i>4,867</i>	<i>12.4%</i>	<i>6,277</i>	<i>13.4%</i>	<i>8,305</i>	<i>14.1%</i>	<i>9,890</i>	<i>15.4%</i>	<i>10,702</i>	<i>15.4%</i>
<b>Total number of Affected Family Members</b>	<b>39182</b>	<b>100.0%</b>	<b>46995</b>	<b>100.0%</b>	<b>58873</b>	<b>100.0%</b>	<b>64194</b>	<b>100.0%</b>	<b>69446</b>	<b>100.0%</b>

Data extracted from LEAP on 18th April 2015 and subject to variation.

Note:

<sup>1</sup> The alcohol and drug flags on the L17 form are not mutually exclusive categories, meaning some alcohol and drug involvements may be counted multiple times across multiple categories.

Recorded crime statistics are based on data extracted by Victoria police on the 18th day after the reference period, and are subject to movement between releases. For more information about how statistics are compiled, refer to the Explanatory notes on the CSA website.

Offences presented in the data tables are grouped according to the CSA offence classification. For more information about the types of offences included in each category, refer to the classification on the CSA website.

If you wish to obtain a quote or comment in relation to crime statistics from the CSA or Chief Statistician, please phone 03 8684 1808 or email [info@crimestatistics.vic.gov.au](mailto:info@crimestatistics.vic.gov.au).

For information or comments regarding Victoria Police operations or initiatives, please contact the Victoria Police media unit on 03 9247 5205 or via [policemedi@police.vic.gov.au](mailto:policemedi@police.vic.gov.au).

For media enquiries relating to the Department of Justice & Regulation, please call 03 8684 0313.

This work is licenced under a Creative Commons Attribution 4.0 International License. When reporting CSA data you must attribute the Crime Statistics Agency (or CSA) as the source.





## Contents

- Table 1 [Number of other parties involved in family incidents, alcohol and drug involvement, July 2009 to June 2014](#)  
Table 2 [Number of affected family members involved in family incidents, alcohol and drug involvement, July 2009 to June 2014](#)

## Notes:

Recorded crime statistics are based on data extracted by Victoria police on the 18th day after the reference period, and are subject to movement between releases. For more information about how statistics are compiled, refer to the Explanatory notes on the CSA website.

Offences presented in the data tables are grouped according to the CSA offence classification. For more information about the types of offences included in each category, refer to the classification on the CSA website.

When reporting CSA data you must attribute the Crime Statistics Agency (or CSA) as the source.

If you wish to obtain a quote or comment in relation to crime statistics from the CSA or Chief Statistician, please phone 03 8684 1808 or email [info@crimestatistics.vic.gov.au](mailto:info@crimestatistics.vic.gov.au).

For information or comments regarding Victoria Police operations or initiatives, please contact the Victoria Police media unit on 03 9247 5205 or via [policemedia@police.vic.gov.au](mailto:policemedia@police.vic.gov.au).

For media enquiries relating to the Department of Justice & Regulation, please call 03 8684 0313.



This work is licenced under a Creative Commons Attribution 4.0 International License. When reporting CSA data you must attribute the Crime Statistics Agency (or CSA) as the source.

Table 1. Number of other parties involved in family incidents, alcohol and drug involvement<sup>1</sup>, July 2009 to June 2014

	2009-10		2010-11		2011-12		2012-13		2013-14	
	No	%	No	%	No	%	No	%	No	%
<b>Alcohol involved<sup>1</sup></b>										
Alcohol definite	9,206	25.9%	10,099	24.8%	10,874	21.8%	11,934	19.8%	12,686	19.5%
Alcohol possible	5,188	14.6%	6,600	16.2%	9,019	18.1%	10,239	16.9%	10,558	16.2%
<i>Subtotal: Alcohol definite and/or possible</i>	<b>14,394</b>	<b>40.4%</b>	<b>16,699</b>	<b>41.0%</b>	<b>19,893</b>	<b>39.8%</b>	<b>22,173</b>	<b>36.7%</b>	<b>23,244</b>	<b>35.7%</b>
<b>Drugs involved<sup>1</sup></b>										
Drugs definite	1,667	4.7%	2,144	5.3%	3,139	6.3%	4,470	7.4%	5,764	8.8%
Drugs possible	5,741	16.1%	7,108	17.4%	9,864	19.8%	11,732	19.4%	13,474	20.7%
<i>Subtotal: Drugs definite and/or possible</i>	<b>7,408</b>	<b>20.8%</b>	<b>9,252</b>	<b>22.7%</b>	<b>13,003</b>	<b>26.0%</b>	<b>16,202</b>	<b>26.8%</b>	<b>19,238</b>	<b>29.5%</b>
<b>Total number of Other Parties involved</b>	<b>35,595</b>	<b>100.0%</b>	<b>40,739</b>	<b>100.0%</b>	<b>49,940</b>	<b>100.0%</b>	<b>60,422</b>	<b>100.0%</b>	<b>65,162</b>	<b>100.0%</b>

Data extracted from LEAP on 18th January 2015 and subject to variation.

Note:

<sup>1</sup> The alcohol and drug flags on the L17 form are not mutually exclusive categories, meaning some alcohol and drug involvements may be counted multiple times across multiple categories.

Recorded crime statistics are based on data extracted by Victoria police on the 18th day after the reference period, and are subject to movement between releases. For more information about how statistics are compiled, refer to the Explanatory notes on the CSA website.

Offences presented in the data tables are grouped according to the CSA offence classification. For more information about the types of offences included in each category, refer to the classification on the CSA website.

If you wish to obtain a quote or comment in relation to crime statistics from the CSA or Chief Statistician, please phone 03 8684 1808 or email [info@crimestatistics.vic.gov.au](mailto:info@crimestatistics.vic.gov.au)

For information or comments regarding Victoria Police operations or initiatives, please contact the Victoria Police media unit on 03 9247 5205 or via [policemedi@police.vic.gov.au](mailto:policemedi@police.vic.gov.au).

For media enquiries relating to the Department of Justice & Regulation, please call 03 8684 0313.

This work is licenced under a Creative Commons Attribution 4.0 International License. When reporting CSA data you must attribute the Crime Statistics Agency (or CSA) as the source.



Table 2. Number of affected family members involved in family incidents, alcohol and drug involvement<sup>1</sup>, July 2009 to June 2014

	2009-10		2010-11		2011-12		2012-13		2013-14	
	No	%	No	%	No	%	No	%	No	%
<b>Alcohol involved<sup>1</sup></b>										
Alcohol definite	6,026	16.9%	6,221	15.3%	6,349	12.7%	6,697	11.1%	7,224	11.1%
Alcohol possible	4,526	12.7%	5,807	14.3%	7,379	14.8%	7,845	13.0%	7,323	11.2%
<i>Subtotal: Alcohol definite and/or possible</i>	<i>10,552</i>	<i>29.6%</i>	<i>12,028</i>	<i>29.5%</i>	<i>13,728</i>	<i>27.5%</i>	<i>14,542</i>	<i>24.1%</i>	<i>14,547</i>	<i>22.3%</i>
<b>Drugs involved<sup>1</sup></b>										
Drugs definite	668	1.9%	810	2.0%	1,101	2.2%	1,550	2.6%	2,182	3.3%
Drugs possible	3,531	9.9%	4,408	10.8%	5,792	11.6%	6,885	11.4%	8,054	12.4%
<i>Subtotal: Drugs definite and/or possible</i>	<i>4,199</i>	<i>11.8%</i>	<i>5,218</i>	<i>12.8%</i>	<i>6,893</i>	<i>13.8%</i>	<i>8,435</i>	<i>14.0%</i>	<i>10,236</i>	<i>15.7%</i>
<b>Total number of affected family members</b>	<b>35,676</b>	<b>100.0%</b>	<b>40,746</b>	<b>100.0%</b>	<b>49,941</b>	<b>100.0%</b>	<b>60,422</b>	<b>100.0%</b>	<b>65,162</b>	<b>100.0%</b>

Data extracted from LEAP on 18th January 2015 and subject to variation.

Note:

<sup>1</sup> The alcohol and drug flags on the L17 form are not mutually exclusive categories, meaning some alcohol and drug involvements may be counted multiple times across multiple categories.

Recorded crime statistics are based on data extracted by Victoria police on the 18th day after the reference period, and are subject to movement between releases. For more information about how statistics are compiled, refer to the Explanatory notes on the CSA website.

Offences presented in the data tables are grouped according to the CSA offence classification. For more information about the types of offences included in each category, refer to the classification on the CSA website.

If you wish to obtain a quote or comment in relation to crime statistics from the CSA or Chief Statistician, please phone 03 8684 1808 or email [info@crimestatistics.vic.gov.au](mailto:info@crimestatistics.vic.gov.au)

For information or comments regarding Victoria Police operations or initiatives, please contact the Victoria Police media unit on 03 9247 5205 or via [policemedi@police.vic.gov.au](mailto:policemedi@police.vic.gov.au).

For media enquiries relating to the Department of Justice & Regulation, please call 03 8684 0313.

This work is licenced under a Creative Commons Attribution 4.0 International License. When reporting CSA data you must attribute the Crime Statistics Agency (or CSA) as the source.

